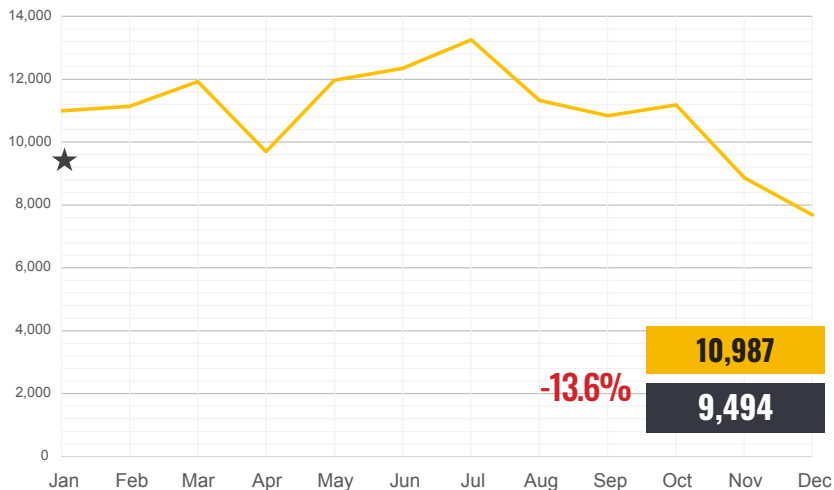




Monthly Activity Snapshot

January 2021

©Copyright 2020 HAR.com | Source: Houston Association of REALTORS® Multiple Listing Service (All statistics are for Single Family Homes)



New Listings

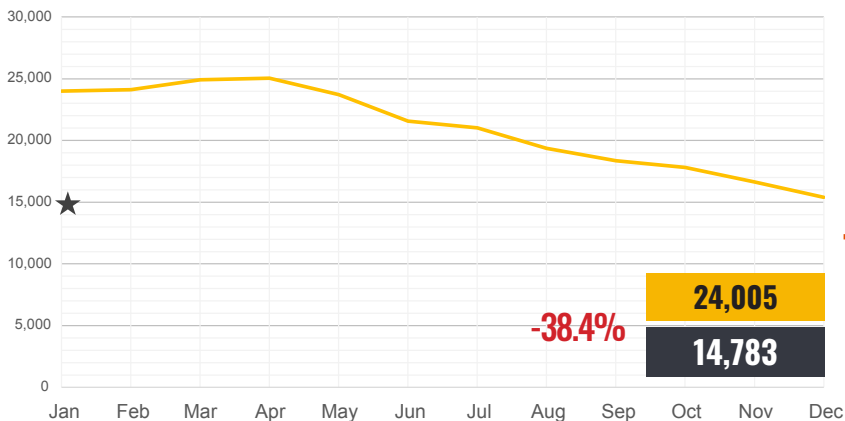
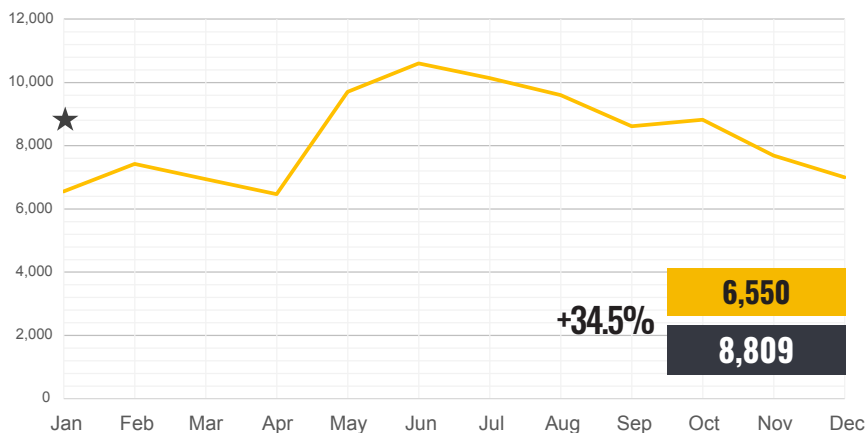
The rate of new listings coming on the market continues to lag behind the pre-pandemic levels and is down 13.6 percent year-over-year in January. REALTORS® entered 9,494 properties into the Multiple Listing Service (MLS) compared to 10,987 last year.

— 2020 — 2021

Pending Listings

Pending listings shot up 34.5 percent year-over-year in January as a total of 8,809 single-family home listings went under contract versus 6,550 in January 2020.

— 2020 — 2021



Active Listings

Another month of solid home sales coupled with a lower volume of new listings continues to keep inventory severely constrained. January active listings of single-family homes, or the number of available properties, remains down 38.4 percent year-over-year. There were 14,783 active listings in the MLS in January compared to 24,005 in January 2020.

— 2020 — 2021



Monthly Activity Snapshot

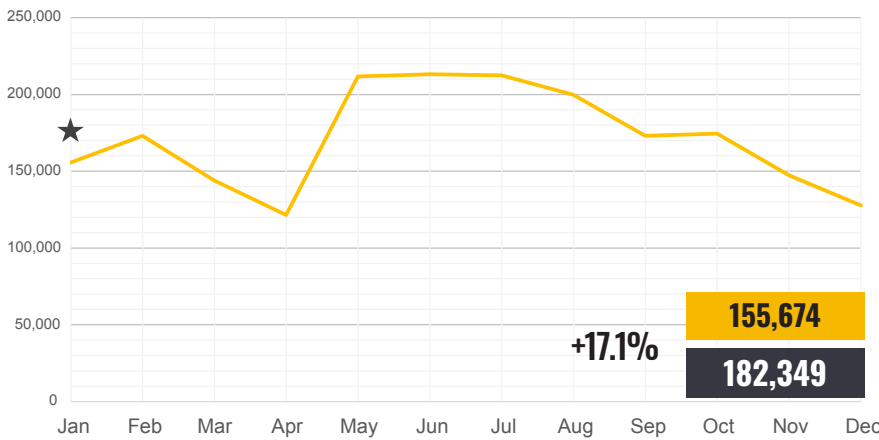
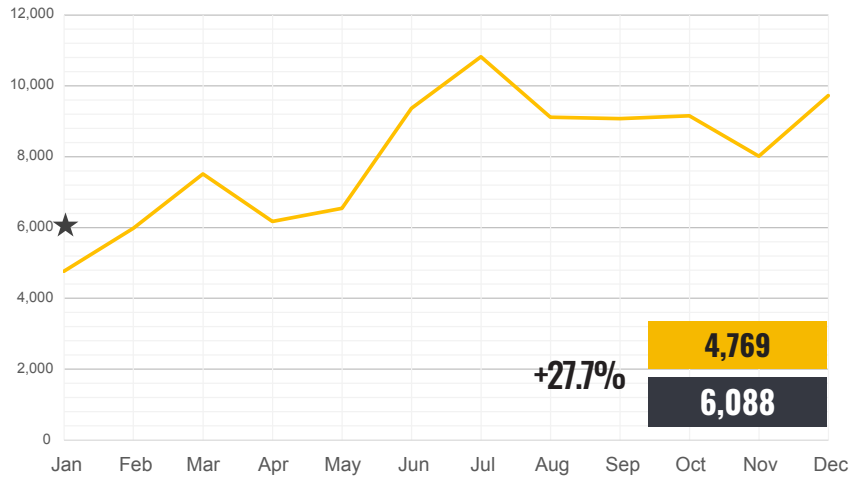
January 2021

©Copyright 2020 HAR.com | Source: Houston Association of REALTORS® Multiple Listing Service (All statistics are for Single Family Homes)

Closings

Despite the limited supply of homes, historically low mortgage interest rates kept consumer demand soaring throughout January. Single-family home sales registered an eighth consecutive positive month, jumping 27.7 percent year-over-year with 6,088 units sold versus 4,769 in January 2020.

— 2020 — 2021

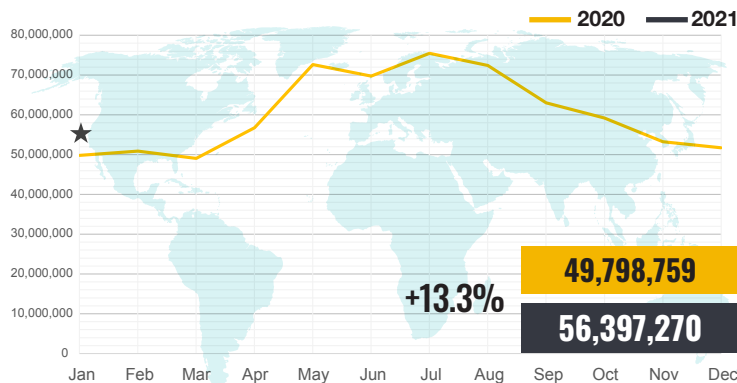


Showings

Property showings registered strong numbers as the new year began. During the month of January, 182,349 showings took place. That is up 17.1 percent from the 155,674 showings held in January of 2020.

— 2020 — 2021

HAR.com Listing Views



Open Houses

